

WISCONSIN DEPARTMENT OF FINANCIAL INSTITUTIONS (WDFI)

UCC-11 SEARCH

Contents

- 1 Online Search Information 3
- 2 UCC-11 3
- 3 Shopping Cart..... 4
 - 3.1 Add an Additional Filing or Search..... 5
 - 3.2 Delete a Filing from the Shopping Cart..... 5
 - 3.3 Pay and Complete Processing 5
- 4 Frequently Asked Questions 9
 - 4.1 What is the difference between a “Quick Search” and a UCC-11 Search?..... 9
 - 4.2 When should I use the UCC Quick Search?..... 9
 - 4.3 What are my search options with the UCC Quick Search? 9
 - 4.4 How do I search for filings by filing number? 10
 - 4.5 How long does it take to receive my search results or copy request? 10
 - 4.6 Can I order document copies from the UCC Quick Search? 11
 - 4.7 Why doesn’t my amendment/termination appear in the search results? 11
 - 4.8 Why do terminated filings still appear in the search results? 11
 - 4.9 How do I get a copy of a UCC filing submitted to a county Register of Deeds prior to 7/1/2001?.....11
 - 4.10 Can I sort and filter my Quick Search results? 11
 - 4.11 Keying Standards..... 12
 - 4.12 RA9 Search Logic 13
 - 4.13 Search Tips 14
 - 4.13.1 Surnames with prefixes..... 14
 - 4.13.2 Surnames which are hyphenated 14
 - 4.13.3 Individuals with degrees and titles 15
 - 4.13.4 Abbreviations on business names..... 15
 - 4.13.5 Initials which make up a business name 15
 - 4.13.6 Business names which include Mr, Mrs, Miss, Ms..... 15
 - 4.13.7 Business names which include punctuation 15
 - 4.13.8 Business names which include names of individuals..... 15
 - 4.13.9 Articles as first word in a business name 15
- 5 County Code List 16

1 Online Search Information



The user may complete four different searches in the WDFI Online Filing System:

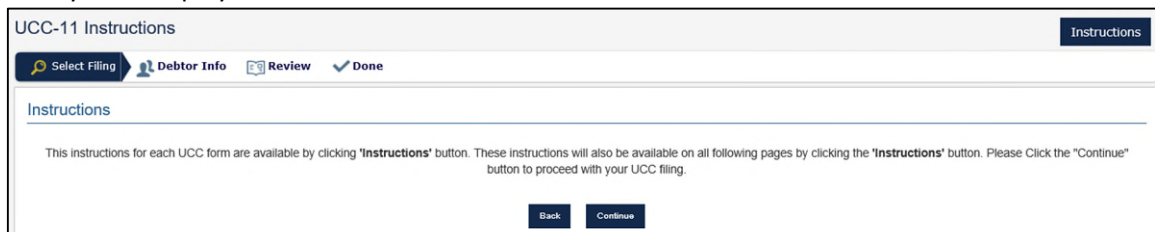
- **UCC Quick Search-Free Search** – a free search that can locate initial financing statements by debtor or file number.
- **UCC-11** - a paid search that can furnish a listing and/or copies of financing statements and tax liens by debtor or file number.
- **Trademark Search** – a free search that can find trademarks by ID, description, applicant information or registration date.
- **Secured Party Search** – a paid search that will furnish a listing with filing history of each financing statements and tax liens by secured party.

All of the search types may be accessed from the **Search** menu in the header.

2 UCC-11

1. Select **Search > UCC-11** from the header menu.

The system displays the UCC-11 Instructions screen.



2. Click the **Continue** button.

The system displays the UCC-11 Search Criteria screen.

UCC-11 Search Instructions

Select Filing **Debtor Info** Review Done

UCC-11 Search Criteria

Certified Through: 06/06/2018

Search By:*

Search By Debtor Search By File Number

Debtor to be Searched:

This is an Individual This is an Organization

First Name: Middle Name:

Last Name:* Suffix:

General Search Options:

Search Certificate - Furnish a listing of financing statements and tax liens. No copies are provided.

Search Certificate and Copies - Furnish a listing of copies of financing statements and tax liens.

Face Copies - Furnish copies of the first page only of financing statements and tax liens.

Additional Search Criteria Options:

Filing Status: All (Includes lapsed financing statements) Unlapsed Financing statements only

Specific Time Period Search

Specific City Search

Back Clear Continue

3. Enter the desired search criteria and select the desired search options.

4. Click the **Continue** button.

The system displays the Review screen.

5. Review the information.

6. Click the **Save and Add to Cart** button.

The system adds the UCC-11 search to the shopping cart.

3 Shopping Cart

The shopping cart is displayed when a filing is added to the cart. The user may proceed to payment, delete a filing, or add additional filings.

Shopping Cart

Cart Details **Payment** Done

Process Additional Filing/Search

Item No.	Item	Item Description	Unit Price	Units	Extended Price	Action
1	Tradename Assignment	20131441510	\$15.00	1	\$15.00	Delete
Total Price:					\$15.00	

Complete Processing

3.1 Add an Additional Filing or Search

The user may click the **Process Additional Filing/Search** button to add an additional filing or search.

3.2 Delete a Filing from the Shopping Cart

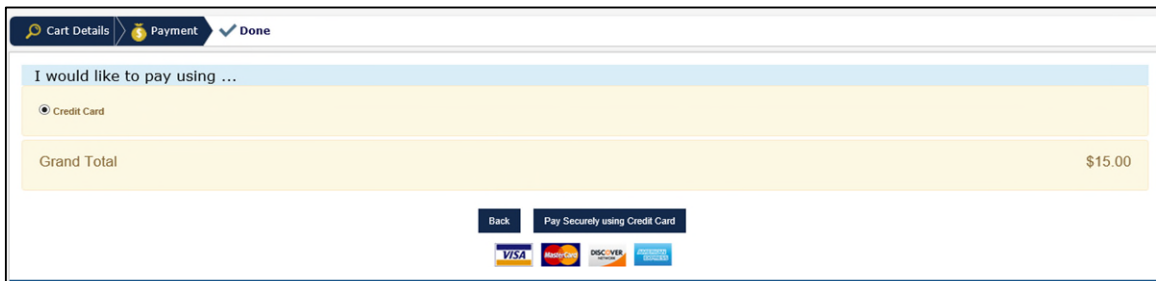
The user may click the **Delete** button to delete a filing from the shopping cart.

3.3 Pay and Complete Processing

The user must pay for their filings in order to complete processing.

1. Click the **Complete Processing** button.

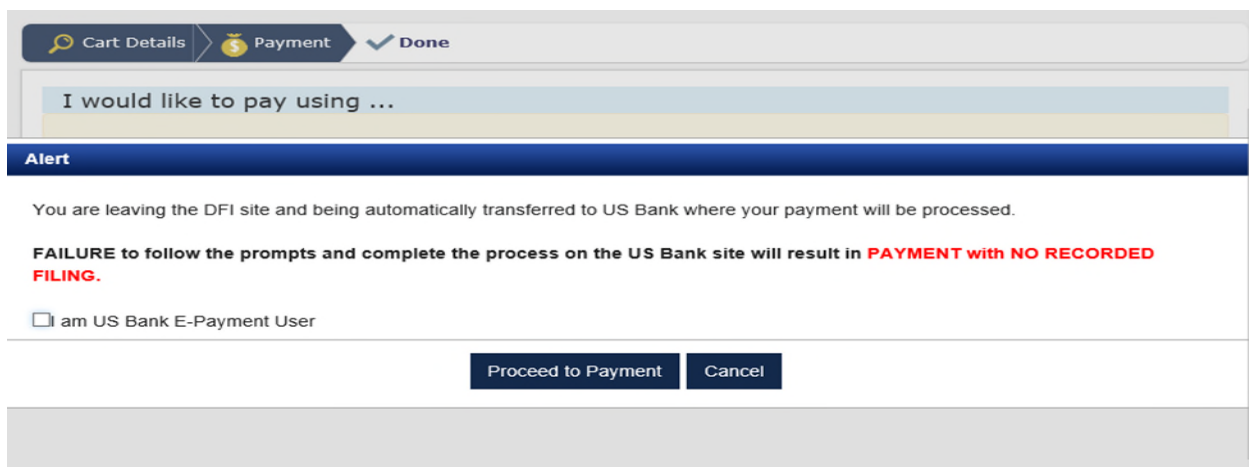
The system displays the Credit Card payment type options.



NOTE: Credit Card is selected by default.

2. Click the **Pay Securely using Credit Card** button.
3. A pop up will display to allow you to sign or create a US Bank account by checking the box or you

can choose the **Proceed to Payment** to continue without signing into or creating a US Bank account.



The system displays the payment screen.

State of Wisconsin
e-Payment Services

Make a Payment

My Payment

DFI Online CC Purchase
Amount Due \$15.00

Payment Information

Frequency One Time
Payment Amount \$15.00
Payment Date Pay Now

Contact Information

First Name Matt
Last Name Hazard
Company (Optional)
Address 1 123 Online Filer Rd.
Address 2 (Optional)
City/Town Belgium
State/Province/Region WI
Zip/Postal Code 53004
Country USA
Phone Number 5555555555
Email Address mhazard@gcrincorporated.com
[Become a Registered User](#)

Payment Method

Card Number
Expiration Date Month Year
Card Security Code
Card Billing Address Use my contact information address
 Use a different address

Continue [Cancel](#)

4. Enter the payment information.

5. Click the  button.

The system displays the Review Payment screen.



Review Payment

Please review the information below and select Confirm to process your payment. Select Back to return to the previous page to make changes to your payment.

Payment Details

Description	Dept. of Wisconsin Financial Institutions DFI Online CC Purchase https://www.wdfl.org/
Payment Amount	\$15.00
Payment Date	02/04/2019

Payment Method

Payer Name	Matt Hazard
Card Number	*1111
Expiration Date	Dec-2023
Card Type	Visa
Confirmation Email	mhazard@gcrincorporated.com

Billing Address

Address 1	123 Online Filer Rd.
City/Town	Belgium
State/Province/Region	WI
Zip/Postal Code	53004
Country	USA

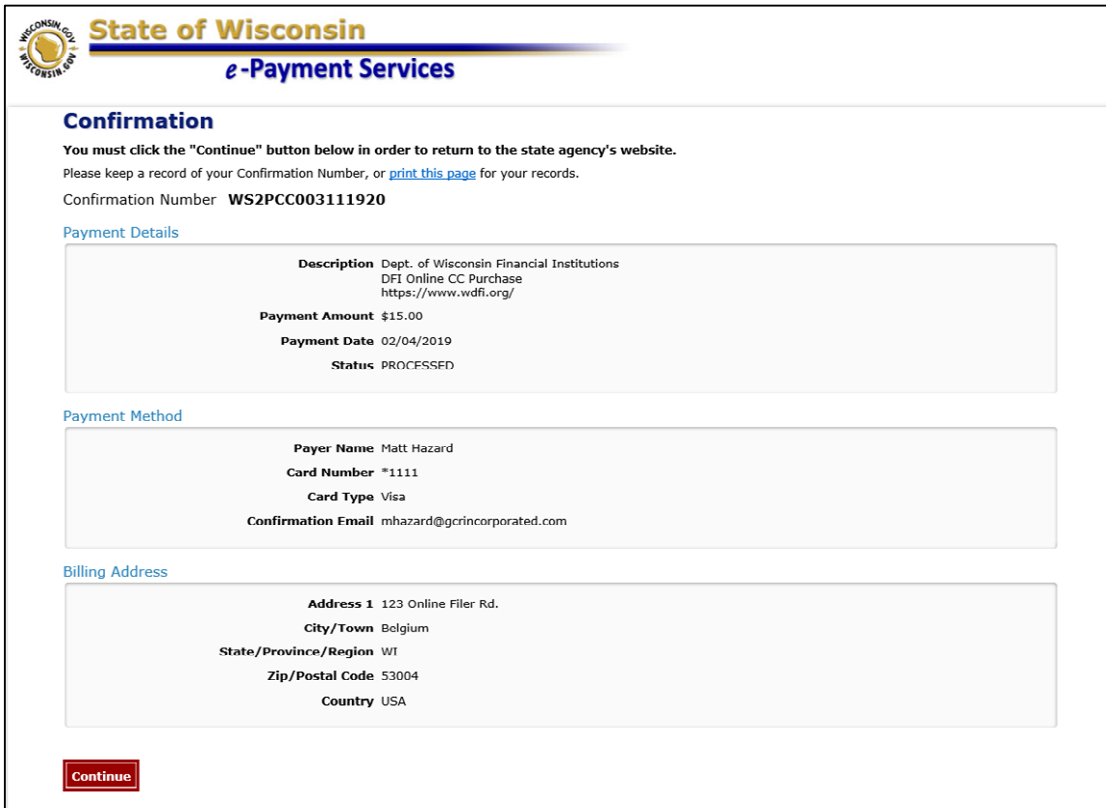
Contact Information

First Name	Matt
Last Name	Hazard
Address 1	123 Online Filer Rd.
City/Town	Belgium
State/Province/Region	WI
Zip/Postal Code	53004
Country	USA
Phone Number	5555555555
Email Address	mhazard@gcrincorporated.com

[Back](#)

- Click the  button.

The system displays the Confirmation screen.



State of Wisconsin
e-Payment Services

Confirmation

You must click the "Continue" button below in order to return to the state agency's website.
Please keep a record of your Confirmation Number, or [print this page](#) for your records.

Confirmation Number **WS2PCC003111920**

Payment Details

Description	Dept. of Wisconsin Financial Institutions DFI Online CC Purchase https://www.wdfl.org/
Payment Amount	\$15.00
Payment Date	02/04/2019
Status	PROCESSED


Payment Method

Payer Name	Matt Hazard
Card Number	*1111
Card Type	Visa
Confirmation Email	mhazard@gcrincorporated.com

Billing Address

Address 1	123 Online Filer Rd.
City/Town	Belgium
State/Province/Region	WI
Zip/Postal Code	53004
Country	USA

Continue

7. Click the  button to return to the WDFI Online Filing System.

NOTE: This step is imperative to submitting your filing for processing.

4 Frequently Asked Questions

4.1 What is the difference between a “Quick Search” and a UCC-11 Search?

Quick Search has fewer parameters available but will instantly provide a summary of the search results in your browser and is free to complete. The search results returned include: File Number, Lien Type, Debtor Name, Debtor City/State, Secured Party, Filing Date, Lapse Date, current Status and an indicator of whether a Termination is on file. Quick Search results can be exported in multiple formats for your records. Copies of the document images are not included with Quick Search results but can be requested from the results page by selecting the filings of interest and clicking on the “Request Copies” option and paying the fee of \$4.00 per document requested.

A UCC-11 Search will result in a certified search certificate and costs \$7.00 per search to complete. [RA9 Search Logic](#) is used for all UCC-11 searches. The downloadable search results that are returned will include: A Cover Letter defining your search criteria and a Search Certificate containing Debtor Name(s), Type and Address; Secured Parties Name, Type and Address; and Filing Number, Filing Type, Filing Date for all related filings. Copies of the document images are not included with UCC-11 Search results unless you select the option to include document copies and pay the additional fee of \$4.00 per document.

4.2 When should I use the UCC Quick Search?

If your ultimate goal is to order a copy of a UCC filing, then the Quick Search may help you find and order those copies more easily when you do not already know the filing number. You do not need to complete a UCC-11 search in order to order a document copy.

If your ultimate goal is to purchase an official search result listing, then it is recommended that the Quick Search be used prior to submitting a UCC-11 information request in order to:

- Identify alternate names that a filing may have been entered under (Ex. Bill vs William)
- Identify other search criteria that may be useful in limiting the search results (Ex. only Green Bay address)
- Test that the [RA9 search logic](#) will return their desired records with the provided parameters.
- Identify if a search is likely to return ‘No Records Found’ prior to submitting an official request.

4.3 What are my search options with the UCC Quick Search?

UCC Quick Search allows users to search by Debtor or by File Number.

Searching by Debtor is the default options, to search by File Number, select the ‘Search By File Number’ radio button at the top of the Quick Search page.

Search by Debtor has additional search options to help refine your search. Users must select whether they are searching for an Individual or Organization debtor. (See [Keying Standards](#) for exceptions.)

Individual searches allow you to search with the standard [RA9 search logic](#) or use a 'Starts with' option on all of the individual name fields. The RA9 search logic will match what is used for official searches submitted via a UCC-11 information request.

For individuals, RA9 considers initials in the first and middle name fields specially. You may enter a first initial and results will include records with the first name starting with that initial. You may enter a middle initial and results will include records with a blank middle name as well as those starting with or entered with the given initial.

Organization searches allow you to search with the standard [RA9 search logic](#) or use the 'Starts with' or 'All Words' search options. The RA9 search logic will match what is used for official searches submitted via a UCC-11 information request. The 'All Words' search option functions similar to a 'contains' search and will allow you to search for organization names which contain all of the words you enter in the search.

4.4 How do I search for filings by filing number?

If you know the filing number of the UCC lien record for which you are searching, you may look the record up directly by selecting 'Search by File Number'.

- For filings completed prior to 7/1/2001 enter the 3-digit [county code](#) followed by the 8-digit filing number in the textbox.
- For filings completed 7/1/2001 thru 7/24/2019, enter the 12-digit filing number in the textbox.
- For filings completed after 7/24/2019, enter the full filing number, including all numbers after the dash ('-') in the textbox.

Click 'Add' to add the filing number to your request. You may request multiple documents in a single order by adding additional file numbers.

4.5 How long does it take to receive my search results or copy request?

The length of time that it takes to receive your requested documents varies. Most searches and copy requests can be completed automatically by the system and should be available to you within a few minutes of being submitted.

Some search requests, especially those which return a large number of results, will take longer to generate and may not be available until 20 or 30 minutes after submission.

Some requests cannot be completed automatically by the system. Typically this includes requests which require a copy of a document from prior to 7/1/2001, but may also include other requests. These older document images must be manually searched for and uploaded by staff and will delay the processing of your request.

If you are doing a broad search that will include many pre-2001 filings, consider not choosing to include copies of all documents if you do not actually need those documents. You may find it more time

efficient to request a search without copies and then order copies of only those documents that you need to complete your task.

4.6 Can I order document copies from the UCC Quick Search?

Yes, when viewing your search results, check the checkbox on the far right of each row for a document you would like to order a copy of, then click 'Request Copies' at the bottom of the page. The system will present you a list the unique filings you have selected and a total payment amount (\$4.00 per initial filing), you must choose to 'Save and Add to Cart'. From your shopping cart, choose to 'Complete Processing' and complete the payment process.

4.7 Why doesn't my amendment/termination appear in the search results?

The Quick Search only returns initial filing records in the search results. Any amendments, continuations, assignments or terminations associated with the initial filing are reflected in the record and will be returned, along with the initial filing, in a document copy request.

4.8 Why do terminated filings still appear in the search results?

Termination filings do not affect the status of a UCC filing. UCC filings are considered 'Active' until their Lapse Date, regardless of whether a termination has been added to the record. Filings are then in 'Lapsed' status for one year until they become 'Inactive'. The 'Termination Filed' indicator in the search results is for reference only.

The UCC Quick Search will return all relevant filings which are in Active or Lapsed status. The Quick Search does not return records in Inactive status.

4.9 How do I get a copy of a UCC filing submitted to a county Register of Deeds prior to 7/1/2001?

This database includes index data for all filings filed under the Uniform Commercial Code in the State of Wisconsin. This database has filings from all 72 Register of Deeds offices and the Department of Financial Institutions. Each filing agent is responsible for the indexing of the filings they receive. (See [County Code List](#) for cutover dates and filing codes.)

The department does not have copies of documents that were filed with Register of Deeds offices. You will need to contact the Register of Deeds for the given county to retrieve a copy of the filed document.

4.10 Can I sort and filter my Quick Search results?

The results of a UCC Quick Search can be exported in multiple formats, including Excel which can be used to easily filter and sort the list however you want. You can also export the search results in .doc, CSV, and PDF formats.

4.11 Keying Standards

Prior to 7/1/2001 keying guidelines existed within the department which would affect the way a debtor name was indexed. Searchers should be aware that documents filed prior to that date might not be returned when searching the registered corporate name.

Additionally, records filed prior to 7/1/2001 do not contain identifiers for organizations or individuals; therefore matches for individual searches may return organizations that were filed prior to 7/1/2001.

Users searching for organization records that were filed prior to 7/1/2001 should try searching for the organization name in the Individual last name (surname) field as well.

Users searching for individual records that were filed prior to 7/1/2001 should try searching for the individual name in the organization using last name, first name middle.

See [Search Tips](#) for suggestions on alternate ways to search for records.

4.12 RA9 Search Logic

Search results are created by applying standardized search logic to the name presented to the filing officer by the person requesting the search. Human judgment does not play a role in determining the results of the search. All of the following provisions are applied to conduct searches:

A. The number of matches that may be returned in response to the search criteria is not limited.

B. No distinction is made between upper and lower case letters.

Example: "Smith" equals "SMITH" which equals "smith"; "Consumer Company" equals "CONSUMER COMPANY" which equals "consumer company".

C. Punctuation marks and accents are disregarded.

Example: "Brown, Baxter, and Willis" equals "Brown Baxter and Willis"; "Mary/Jones" equals "MaryJones"; "Rene' " equals "Rene"; "René "equals "Ren".

Note: Foreign characters are not recognized and will be treated as accents. Unrecognized characters include but are not limited to: á, æ, ì, ñ, ô, and ü.

Only the letters A to Z in upper or lower case, the numbers 0, 1, 2, 3, 4, 5, 6, 7, 8, and 9, and the symbol &, in any combination, are considered in conducting the search.

"Wesson and Wesson" equals "Wesson & Wesson"; "Two Men and a Truck" does not equal "2 Men and a Truck"; "Jim" does not equal "James"; "Wm" does not equal "William".

D. Words and abbreviations at the end of a name that indicate the existence or nature of an organization are disregarded, including, but not limited to, any of the following or abbreviations of the following:

Agency	National Bank	Association
Assn	Associates	Assc
Assoc	Attorneys at Law	Bank
National Bank	Business Trust	Charter
Chartered	Company	Co
Corporation	Corp	Credit Union
CU	Federal Savings Bank	FSB
General Partnership	Gen part	GP
Incorporated	Inc	Limited
Ltd	Ltee	Limited Liability Company
LC	LLC	Limited Liability Partnership
LLP	Limited Partnership	LP
Medical Doctors Professional	Association	MDPA
Medical Doctors Professional	Corporation	MDPC
National Association	NA	Partners
Partnership	Professional Association	Prof Assn
PA	Professional Corporation	Prof Corp
PC	Professional Limited Liability	Company
Professional Limited Liability Co	PLLC	Railroad
RR	Real Estate Investment Trust	REIT
Registered Limited Liability	Partnership	RLLP
Savings Association	SA	Service Corporation
SC	Sole Proprietorship	SP
SPA	Trust	Trustee
As Trustee		

4.13 Search Tips

4.13.1 Surnames with prefixes

When individual surnames are compounded with prefixes, such as D', Mc, O', San, Van, Van Der or Von check names using the apostrophe and/or the space, and also without spaces or apostrophes.

4.13.2 Surnames which are hyphenated

When surnames are hyphenated, such as Smith-Miller check names using the hyphen and also check without the hyphen. Also check using spaces before and after the hyphen and no spaces before and after the hyphen.

4.13.3 Individuals with degrees and titles

Titles and college or university degrees are entered such as DDS, MD and Trustee. The title appears after the first personal name and additional name(s)/initial(s) for filings dated prior to 7/1/2001. For filings dated 7/1/2001 and after, DDS, MD, etc should be entered in the suffix field.

4.13.4 Abbreviations on business names

When business names include the following words: Corporation (Corp), Company (Co), Incorporated (Inc), Limited (Ltd), Division (Div), And (&), Saint (St), Brothers (Bros), abbreviations are used. Also check the name in its entirety.

4.13.5 Initials which make up a business name

When initials make up part or all of the business name, check using spaces between the letters and also with no spaces between the letters.

4.13.6 Business names which include Mr, Mrs, Miss, Ms

When these abbreviations are used as part of the business name, check the abbreviations, and also check as if it were written Mister, Mistress, etc.

4.13.7 Business names which include punctuation

When punctuation is included as part of the name, check using punctuation and without punctuation. Also check using spaces before and after the punctuation and check with no spaces.

4.13.8 Business names which include names of individuals

When business or organization names are composed of names of individuals, check using the individuals first personal name as the first word of the business name and also using the individuals first personal name as the last word of the business name.

4.13.9 Articles as first word in a business name

When the business name is comprised of an article (a, an, the), check using the article at the very beginning and the very end of the business name.

5 County Code List

Code	County	Through Date		Code	County	Through Date
001	ADAMS	6/29/2001		038	MARINETTE	6/28/2001
002	ASHLAND	6/29/2001		039	MARQUETTE	6/29/2001
003	BARRON	6/29/2001		040	MILWAUKEE	6/29/2001
004	BAYFIELD	6/29/2001		041	MONROE	6/29/2001
005	BROWN	6/29/2001		042	OCONTO	6/29/2001
006	BUFFALO	6/29/2001		043	ONEIDA	6/29/2001
007	BURNETT	6/29/2001		044	OUTAGAMIE	6/29/2001
008	CALUMET	6/29/2001		045	OZAUKEE	6/29/2001
009	CHIPPEWA	6/29/2001		046	PEPIN	6/29/2001
010	CLARK	6/29/2001		047	PIERCE	6/29/2001
011	COLUMBIA	6/29/2001		048	POLK	6/29/2001
012	CRAWFORD	6/29/2001		049	PORTAGE	6/29/2001
013	DANE	6/29/2001		050	PRICE	6/29/2001
014	DODGE	6/29/2001		051	RACINE	6/27/2001
015	DOOR	6/29/2001		052	RICHLAND	6/29/2001
016	DOUGLAS	6/29/2001		053	ROCK	6/29/2001
017	DUNN	6/29/2001		054	RUSK	6/29/2001
018	EAU CLAIRE	6/29/2001		055	ST CROIX	6/29/2001
019	FLORENCE	6/28/2001		056	SAUK	6/29/2001
020	FOND DU LAC	6/29/2001		057	SAWYER	6/29/2001
021	FOREST	6/29/2001		058	SHAWANO	6/29/2001
022	GRANT	6/29/2001		059	SHEBOYGAN	6/29/2001
023	GREEN	6/29/2001		060	TAYLOR	6/29/2001
024	GREEN LAKE	6/29/2001		061	TREMPEALEAU	6/29/2001
025	IOWA	6/29/2001		062	VERNON	6/29/2001
026	IRON	6/29/2001		063	VILAS	6/29/2001
027	JACKSON	6/29/2001		064	WALWORTH	6/29/2001
028	JEFFERSON	6/29/2001		065	WASHBURN	6/29/2001
029	JUNEAU	6/29/2001		066	WASHINGTON	6/29/2001
030	KENOSHA	6/29/2001		067	WAUKESHA	6/29/2001
031	KEWAUNEE	6/29/2001		068	WAUPACA	6/29/2001
032	LA CROSSE	6/29/2001		069	WAUSHARA	6/29/2001
033	LA FAYETTE	6/29/2001		070	WINNEBAGO	6/29/2001
034	LANGLADE	6/29/2001		071	WOOD	6/29/2001
035	LINCOLN	6/29/2001		072	MENOMINEE	6/29/2001
036	MANITOWOC	6/29/2001		075	DFI	6/29/2001
037	MARATHON	6/29/2001				